

# CLOUDS DRANTE

Acoustic Ceiling Features



# CLOUDS DRANTE

Acoustic Ceiling Features

A 3-dimensional floating design. Zintra Clouds Drante creates a stunning easy to assemble ceiling feature.

✓ **Acoustic**

✓ **Bleach Cleanable**

✓ **Easy Clean**

✓ **Easy Install**

## Description

Zintra Acoustic Clouds are available in a unique range of shapes and forms constructed from pressure fit interlocking Zintra profiles. Easy to assemble and install, clouds will add drama to your space whilst simultaneously improving acoustics by utilising Zintra's powerful sound absorption properties.

**Drante:** Square grid where the grids intersect at an angle, forming an X in the center. Available in 2 sizes.

Available in 12 other great designs and multiple sizes

Blanchard | Clochette | Dome Concave | Dome Convex | Giffard | Long Dome Concave | Long Dome Convex | Square | Stratus | Turbine | Warp | YooFoe

Longer Cables, multi-colour and Digital Print available for an additional fee.

## Dimensions

**Dome Convex:** 1133mm (44.6") w x 1133mm (44.6") d x 300mm (11.8") h

## Composition

Zintra Acoustic Panel - 100% Solution Dyed (Colour Through) Polyester

12mm (1/2") - Density 2.4 kg /m<sup>2</sup> 0.5 lb/ft<sup>2</sup>

## Sustainability

Zintra is made from 100% recyclable materials.

- 60% post-consumer recycled content from PET bottles.
- 35% pre-consumer recycled content from PET chips
- 5% polylactic acid (PLA)

## Fire Rating

ASTM-E84 – Class A classification  
AS ISO 9705 – 2003 – Group 1 classification  
EN-13501 – B-s2-d0 classification

## Warranty

Visit [FAQ](#) for more details.

# CLOUDS DRANTE

Acoustic Ceiling Features

---

**Assembly & Delivery** Cloud components supplied flat pack.

Assembled cloud is then suspended from the ceiling using hanging hardware supplied.

Recommended 2 People assembly

Go to the Technical Documents and download the Installation Guide for more details.

---

**Supplied As** Flat Pack

Clouds include Adjustable

Cable Kit

---

**Suggested Installation** Go to Technical Documents and download the Installation Guide for more details.

---

**How to Specify**

1. Select Design
2. Select Size
3. Select Zintra Colour

---

**Care Instructions** Vacuum to remove dust.

Dab Zintra with a damp clean cloth and mild solution of liquid detergent and warm water. Repeat using only clean water, then pat dry with a lint free cloth.

For difficult stains, use a solution of household bleach (10% bleach / 90% water). To remove the bleach, repeat using a clean, water dampened cloth, then pat dry.

Always test in an inconspicuous area first and if you don't see the expected results, contact us.

---

**Customisable** The Zintra Acoustic Solutions range is customisable to your project. Please get in touch with your local contact for details.

---

**Additional Comments** NRC Rating

- Without Air Gap: Up to 0.95
- With 24" (610mm) Air Gap: Up to 1.00

---

# CLOUDS DRANTE

Acoustic Ceiling Features

---

## Color & Finish Options


### Solid PET



Bark



Brick



Cadet



Chambray




Cobalt



Ecu



Elderberry



Fossil



Frost



Grass



Greige



Ivory



Linen



Malachite



Mandarin



Meadow




Midnight



Ochre



Olive



Parchment



Pebble



Pewter



Saffron



Sky



Smoke

# CLOUDS DRANTE

Acoustic Ceiling Features

---



Slate



Storm



Sunshine



Tar



Twilight

## Timber Print



Eucalyptus



Ironbark



Merbau



Spotted Gum